

Aim to Navigate Market Fluctuations with Confidence

Aditya Birla Sun Life **Balanced Advantage Fund**

(An open ended Dynamic Asset Allocation fund)



Monthly SIP of
₹10,000
started 24 years[#] ago

would have
grown to
₹1.57 Crores
TODAY!


Investment of
₹1 Lakh grew to



₹10.10 Lakhs
in 24 years[#]

[#]Inception Date: April 25, 2000

Why invest in Aditya Birla Sun Life Balanced Advantage Fund?



Participates in growing stocks & limits investments in low yield stocks.



Invests in equity & debt assets while maintaining gross equity exposure above 65% for tax benefits.



Endeavours to declare dividends under IDCW option, subject to availability of distributable surplus.

IDCW: Income Distribution cum Capital Withdrawal



For quick transaction,
generate your exclusive

• ABSLMF •

PARTNER  EASYLINK

CLICK HERE 

Scan QR code
to know more about the fund



Scheme Performance Summary

Aditya Birla Sun Life Balanced Advantage Fund - Growth Option				NAV as on July 31, 2024: ₹101.05	
Fund Manager: Mr. Mohit Sharma, Mr. Vishal Gajwani & Mr. Lovelish Solanki (since April 01, 2017, April 1, 2022 & October 09, 2019)					
Particulars	CAGR % Returns				
	Since Inception	5 Years	3 Years	1 Year	
Aditya Birla Sun Life Balanced Advantage Fund	9.99%	14.09%	12.47%	22.49%	
B: CRISIL Hybrid 50+50 - Moderate Index	NA	14.52%	13.15%	21.90%	
AB: S&P BSE SENSEX TRI	14.35%	18.26%	17.24%	24.38%	
Current Value of Standard Investment of ₹10,000 invested (in ₹)					
Aditya Birla Sun Life Balanced Advantage Fund	1,01,050	19,347	14,236	12,256	
B: CRISIL Hybrid 50+50 - Moderate Index	NA	19,716	14,498	12,197	
AB: S&P BSE SENSEX TRI	2,59,442	23,147	16,131	12,445	
Inception date: Apr 25, 2000					

Past performance may or may not be sustained in future. The above performance is of Regular Plan - Growth Option. Kindly note that different plans have different expense structure. Load and Taxes are not considered for computation of returns. When scheme/additional benchmark returns are not available, they have not been shown. Total Schemes Co-Managed by Fund Managers is 1. Total Schemes managed by Mr. Mohit Sharma is 20. Total Schemes managed by Mr. Vishal Gajwani is 3. Total Schemes managed by Mr. Lovelish Solanki is 2. The scheme is currently managed by Mr. Mohit Sharma, Mr. Vishal Gajwani & Mr. Lovelish Solanki since April 01, 2017, April 01, 2022 & October 9, 2019; (6.3) years, (2.3) years & (4.9) years respectively.

PERFORMANCE OF OTHER OPEN-ENDED SCHEMES MANAGED BY MR. MOHIT SHARMA						
Fund Manager: Mr. Mohit Sharma						
Schemes Names	CAGR % Returns					
	5 Years		3 Years		1 Year	
	Scheme	Benchmark	Scheme	Benchmark	Scheme	Benchmark
Aditya Birla Sun Life Low Duration Fund	6.48%	5.77%	6.10%	5.76%	7.64%	7.36%
Aditya Birla Sun Life Money Manager Fund	6.05%	5.69%	6.14%	6.12%	7.57%	7.46%
Aditya Birla Sun Life Dynamic Bond Fund	5.36%	6.68%	6.70%	5.55%	7.73%	7.94%
Aditya Birla Sun Life Short Term Fund	6.62%	6.28%	5.75%	5.50%	7.28%	7.42%
Aditya Birla Sun Life Medium Term Plan	8.70%	6.87%	12.70%	5.09%	7.75%	7.33%
Aditya Birla Sun Life Credit Risk Fund	6.71%	7.85%	7.16%	6.69%	8.03%	7.75%

Note:
a. Mr. Mohit Sharma manages 13 open-ended schemes of Aditya Birla Sun Life Mutual Fund.
b. Different plans shall have a different expense structure. The performance details provided herein are Regular Plan - Growth Option.

PERFORMANCE OF OTHER OPEN-ENDED SCHEMES MANAGED BY MR.VISHAL GAJWANI						
Fund Manager: Mr. Vishal Gajwani						
Scheme Names	CAGR % Returns					
	5 Years		3 Years		1 Year	
	Scheme	Benchmark	Scheme	Benchmark	Scheme	Benchmark
Aditya Birla Sun Life Small Cap Fund	24.51%	31.75%	18.94%	25.90%	42.91%	54.26%
Aditya Birla Sun Life Equity Savings Fund	9.45%	10.83%	6.93%	10.18%	11.16%	14.78%



Note:
a. Mr. Vishal Gajwani manages 3 open-ended schemes of Aditya Birla Sun Life Mutual Fund.
b. Different plans shall have a different expense structure. The performance details provided herein are Regular Plan - Growth Option.

PERFORMANCE OF OTHER OPEN ENDED SCHEME MANAGED BY MR. LOVELISH SOLANKI						
Fund Manager: Mr. Lovelish Solanki						
Schemes Names	CAGR % Returns					
	5 Years		3 Years		1 Year	
	Scheme	Benchmark	Scheme	Benchmark	Scheme	Benchmark
Aditya Birla Sun Life Arbitrage Fund	5.18%	5.04%	5.67%	5.95%	7.72%	7.88%

Note:
a. Mr. Lovelish Solanki manages 2 open-ended schemes of Aditya Birla Sun Life Mutual Fund.
b. Different plans shall have a different expense structure. The performance details provided herein are Regular Plan - Growth Option.

SIP PERFORMANCE - REGULAR PLAN - GROWTH (ASSUMING SIP OF ₹10,000 PER MONTH)				
Fund Manager: Mr. Mohit Sharma, Mr.Vishal Gajwani and Mr. Lovelish Solanki				
Particulars	Since Inception	5 Years	3 Years	1 Year
Total Amount Invested (in ₹)	29,10,000	6,00,000	3,60,000	1,20,000
Market Value of amount Invested	1,57,09,355	8,93,335	4,65,607	1,37,510
Scheme Returns (CAGR)	12.06%	15.93%	17.45%	28.15%
B: CRISIL Hybrid 50+50 - Moderate Index Returns (CAGR)	NA	15.67%	16.63%	26.03%
AB: S&P BSE SENSEX TRI Returns (CAGR)	15.68%	20.44%	20.19%	32.59%

The Fund's inception date is April 25, 2000, and the initial SIP installment is considered to have been made on that date. Subsequent installments occur on the first day of every following month. Past Performance may or may not be sustained in the future.

PRODUCT LABEL			
Name of Scheme	This product is suitable for investors who are seeking*:	Riskometer	Benchmark Riskometer CRISIL Hybrid 50+50 - Moderate Index
Aditya Birla Sun Life Balanced Advantage Fund (An open ended Dynamic Asset Allocation fund)	<ul style="list-style-type: none"> • Capital appreciation and regular income in the long-term • Investments in equity and equity related securities, as well as fixed income securities (Debt & Money Market securities) 		
*Investors should consult their financial advisors if in doubt whether the product is suitable for them.			

Data as on July 31, 2024 | B: Benchmark | AB: Additional Benchmark
Aditya Birla Sun Life AMC Limited /Aditya Birla Sun Life Mutual Fund is not guaranteeing/offering/communicating any indicative yield/returns on investments.
Past performance of any product does not indicate its future performance.

Contact your financial advisor for further details OR Visit - www.mutualfund.adityabirlacapital.com

Follow us at    

Mutual Fund Investments are subject to market risks, read all scheme related documents carefully.